

CALNINI

PRODUCTS

THE SUZUKI SPECIALISTS

We invented Samurai/Sidekick/Tracker Performance!

**SAMURAI
SIDEKICK
TRACKER
VITARA
ESCUDO
CARIBIAN
XL-7
SIERRA
SJ410**

\$5.00



www.puresuzuki.com

PRODUCT CATALOG



Suzuki Performance
Order Toll Free 800-345-3305


Suzuki Performance
Order Toll Free 800-345-3305



INTRODUCTION

Thanks for ordering our all new performance product catalog. Since 1987, the CALMINI Products logo has become an internationally recognized symbol for quality Suzuki-built 4x4 performance products. In the 21 years since our inception, we have been the pioneering force of the Suzuki - built 4x4 aftermarket. Born in our facility were the first modified Samurai 4x4's in North America. Our quality products are designed and manufactured in-house using a craftsman-led approach to modern manufacturing techniques. Such as: CAD generated designs, CNC machining, and laser-crafting for the highest possible quality and accuracy. The results are correctly engineered products that exceed industry standards in form, fit, and function, thus providing the most durable extreme use products on the market. Simply stated: our products are the best. The Suzuki-built 4x4 vehicle is renowned worldwide for its toughness and reliability. The product you use should equal or surpass that standard. You, our valued customer, should know that it is our continued commitment to meet the challenge of unsurpassed customer service and continue to lead the market in new product development.

See you on the trail!
The CALMINI Staff.



The World's Suzuki Performance Source @ www.puresuzuki.com

RETAIL PRICE LIST

SAMURAI / SJ410 SUSPENSION

SS1575	2" SHACKLE REVERSE KIT	\$259.95
SS1574	2" SHACKLE REVERSE KIT - SJ410	\$259.95
SS1550	3" COMPLETE SUSPENSION SYSTEM	\$529.95
SS4535	3.5" SHACKLE REVERSE COMBO KIT	\$689.95
SS4594	5" SUPER COMBO LIFT, SJ410	\$799.95
SS4595A	5" SUPER COMBO LIFT, '86-'88	\$799.95
SS4595B	5" SUPER COMBO LIFT, '88.5-'95	\$799.95
SS14500	COMPLETE SPOA MOUNT SYSTEM	\$599.95
SS14505	BASIC BOLT-ON SPOA MOUNT KIT	\$429.95
SS14550	BOLT-ON SPOA MOUNT KIT W/DLS & BL	\$529.95
SS1545F	SPOA FLAT SPRING, FRONT EACH	\$109.95
SS1545R	SPOA FLAT SPRING, REAR EACH	\$109.95
SS1540F	1.5" SAMURAI FRONT LEAF SPRING, EA.	\$109.95
SS1540R	1.5" SAMURAI REAR LEAF SPRING, EA	\$109.95
SS1550F	3" SAMURAI FRONT LEAF SPRING, EA	\$109.95
SS1550R	3" SAMURAI REAR LEAF SPRING	\$109.95
SS1570F	3" H.D. SAMURAI FRONT LEAF SPRING, EA	\$109.95
SS1570R	3" H.D. SAMURAI REAR LEAF SPRING, EA	\$109.95
SS1584	COMPLETE HI-STEER SYSTEM	\$299.95
SS2060	SAMURAI/SJ410 STEERING STABILIZER KIT	\$69.95
U1950	CALMINI BLUE SHOCK BOOT	\$7.95
SS20812	15" SAMURAI FRONT BRAKE LINE, EA	\$24.50
SS80812	15" SAMURAI REAR BRAKE LINE, EA	\$24.50
SS208124	19" SAMURAI FRONT BRAKE LINE, EA	\$29.95
SS808124	19" SAMURAI REAR BRAKE LINE, EA	\$29.95
SS1583	3" SAMURAI/SJ410 DROP PITMAN ARM	\$69.95
SS1589	SIDEKICK DROP PITMAN ARM	\$119.95
SS1559C	3/4" DRIVELINE SPACER, EA	\$29.95
SS1559D	1" DRIVELINE SPACER, EA	\$29.95
SS1551	1" SUPER STRONG SHACKLE KIT	\$39.95
SS1553	2" SUPER STRONG SHACKLE KIT	\$39.95
SS1554	BOOMERANG REAR LIFT SHACKLE KIT	\$54.95
SS1555	COMPLETE POLYURETHANE BUSHING KIT	\$54.95
SS6003	SAMURAI 3" BODY LIFT	\$99.95

SAMURAI PERFORMANCE

SS600	EMPI 32/36MM CARB KIT-STOCK AIRBOX	\$399.95
SS601	EMPI 32/36MM CARB KIT	\$399.95
SS900	SAMURAI CAT-BACK EXHAUST SYSTEM	\$169.95
SS900CAT	SAMURAI WELDED CAT W/FLANGE	\$124.95
SS700Y-S	CALMINI 1.3L PERFORMANCE HEADER	\$229.95
SS800	CARB/HEADER COMBO KIT-STOCK	\$579.95
SS801	CARB/HEADER COMBO KIT	\$579.95
SS401	CALMINI MIDRANGE CAMSHAFT	\$169.95
SS1601	SAMURAI PERFORMANCE EXHAUST COMBO	\$344.95
SS1611	COMPLETE SAMURAI EXHAUST KIT	\$529.95
SS1088	CRANKCASE BREATHER FILTER	\$19.95
SS1085	CALMINI HI-PERFORMANCE AIR FILTER	\$29.95
SS1060	CARB STOCK AIR FILTER ADAPTER	\$31.50
U1101	CALMINI HI-PERFORMANCE FILTER WRAP	\$8.95
SS9232	EMPI CARB REBUILD KIT	\$29.95
SSCF009512	CENTERFORCE 1.3L PERFORMANCE CLUTCH	\$189.95
SSDF512009	DUAL FRICTION 1.3L PERFORMANCE CLUTCH	\$229.95
SS580	SUZUKI THROW-OUT BEARING	\$39.95
SS165	SUZUKI PILOT BEARING	\$10.00
SS8381300	1.3L STOCK ENGINE REBUILD KIT	\$549.95
SS8381320	1.3L ENGINE REBUILD KIT, .020 OVER	\$549.95
SS8381340	1.3L ENGINE REBUILD KIT, .040 OVER	\$549.95
SS8381324	1.3L SUZUKI OIL PUMP	\$105.00
SS8381100	1.3L SUZUKI WATER PUMP	\$44.95
SS83815	1.3L TOP END GASKET KIT	\$89.95
SS1580	SAMURAI POWER STEERING KIT	\$199.95
SS1580P	SAMURAI POWER STEERING KIT W/ PULLEY	\$249.95
SS1585	1600CC ENGINE CONVERSION KIT, NO PUMP	\$199.95
SS1585P	1600CC ENGINE CONVERSION KIT, W/PUMP	\$249.95
SS1590	SAMURAI DUAL BATTERY TRAY BRACKET	\$59.95
SS1586	PREMIER POWER WELDER BRACKET KIT	\$129.95
U94004	UNIVERSAL CATALYTIC CONVERTER	\$99.95

SAMURAI BUMPERS / TUBE PRODUCTS

SS3150	FRONT DOUBLE TUBE BUMPER	\$249.95
SS3150WV	FRONT DOUBLE TUBE WINCH BUMPER	\$339.95
SS3152	FRONT C2 WINCH BUMPER	\$439.95
SS3153	FRONT C3 WINCH BUMPER	\$399.95
SS3154	FRONT C4 WINCH BUMPER	\$369.95
SS3158	FRONT C5 WINCH BUMPER	\$529.95
SS3350	SINGLE TUBE REAR BUMPER	\$199.95
SS3351	REAR DOUBLE TUBE BUMPER	\$249.95
SS3352	REAR DOUBLE TUBE SWING-AWAY BUMPER	\$569.95
SS3352T	T-BAR HANDLE SPINNER / SWING AWAY	\$25.00
SS3800	SAFARI CARGO ROOF RACK - CONVERTIBLE	\$399.95
SS3801	SAFARI CARGO ROOF RACK - HARDTOP	\$369.95
SS5553	SAMURAI ROCKER SKID PANELS	\$229.95
SS5550	CALMINI NURF BAR, PAIR	\$139.95
SS5551	CALMINI ROCKER BARS, PAIR	\$119.95
SS9140	INTERIOR MAIN BAR KIT	\$199.95
SS9142	INTERIOR RETROFIT BAR KIT	\$159.95
SS9145	COMPLETE INTERIOR SPORT CAGE KIT	\$349.95

SAMURAI INT/EXT ACCESSORIES

SS3870	WINDSHIELD LIGHT BRACKETS	\$44.95
SS3871	DOORLESS MIRROR BRACKETS	\$49.95
SS6101	CALMINI BOLT-ON HITCH PLATE	\$59.95
SS9151	CALMINI TOW BAR KIT COMPLETE	\$199.95
SS30031	CORBEAU SPORT SEAT, PAIR	\$699.95
SS20004	CORBEAU LUMBAR SUPPORT, PER SEAT	\$70.00
SSC-01	SAMURAI INTERIOR CARPET KIT, BLACK	\$269.95
SSC-03	SAMURAI INTERIOR CARPET KIT, GRAY	\$269.95
SS4001	CALMINI EXTENDED FENDER FLARE KIT	\$299.95
SS3896	DIAMOND PLATE TRIM KIT	\$39.95
SS3895AL	ALUMINUM DIAMOND PLATE ROCKER PANELS, PAIR	\$89.95
SS3895	DIAMOND PLATE ROCKER PANELS, PAIR	\$79.95

SAMURAI SOFT TOPS

SS78200-01	REPLACEMENT TOP - BLACK	\$219.95
SS78200-02	REPLACEMENT TOP - WHITE	\$219.95
SS78200-09	REPLACEMENT TOP - GRAY	\$229.95
SS78225-01	BIKINI TOP - BLACK	\$69.95
SS78225-02	BIKINI TOP - WHITE	\$69.95
SS78225-09	BIKINI TOP - GRAY	\$69.95
SS7821501	SAMURAI FAST BACK, BLACK	\$359.95
SS7821502	SAMURAI FAST BACK GRAY	\$359.95

SAMURAI DRIVETRAIN

SS5025	CALMINI 4.16:1 ROCKCRAWLER KIT	\$495.00
SS5029	CALMINI 5.14:1 ROCKCRAWLER KIT	\$595.00
SS5031	CALMINI 6.5:1 ROCKCRAWLER KIT	\$795.00
SS5038	CALMINI 5.83:1 RING & PINION, EA	\$289.95
SS810A026	DETROIT E-Z LOCKER W/O SIDEGEARS	\$199.95
SS810A019	DETROIT E-Z LOCKER W SIDEGEARS, REAR	\$259.95
SS51LS	CALMINI REAR LIMITED SLIP DIFFERENTIAL	\$449.95
SS54LS	CALMINI LIMITED SLIP DIFF., SJ410 ONLY	\$469.95
SS51LS	CALMINI FRONT LIMITED SLIP, AXLES REQ'D.	\$449.95
SS24538	SUPERWINCH MANUAL LOCKING HUBS, PR	\$119.95
S5032	CALMINI BIRFIELD CUPS, PR	\$99.95
SS1525	CALMINI H.D. FRONT DRIVESHAFT	\$399.95
SS1530	CALMINI H.D. REAR DRIVESHAFT	\$299.95
SS1535	CALMINI H.D. CV REAR DRIVESHAFT	\$475.95
SS5051RH	CALMINI RIGHT REAR H.D. AXLE - SAMURAI	\$159.95
SS5052LH	CALMINI LEFT FRONT H.D. AXLE - SAMURAI	\$139.95
SS5053LH	CALMINI LEFT REAR H.D. AXLE - SAMURAI	\$159.95
SS5054RH	CALMINI RIGHT FRONT H.D. AXLE - SAMURAI	\$139.95
SS5049	PINION BEARING INSTALLATION SET	\$149.95
SS5050	RING AND PINION BASIC INSTALL KIT	\$39.95
SS5040	CALMINI HEAVY DUTY T-CASE MOUNT KIT	\$189.95
SS5027	CALMINI TRANSFER CASE BEARING KIT	\$199.95
SS5026	CALMINI T-CASE BEARING RETROFIT KIT	\$134.95
SS2147	DIFFERENTIAL UNIT OIL ADDITIVE	\$25.00

The World's Suzuki Performance Source @ www.puresuzuki.com



Suzuki Performance
Order Toll Free 800-345-3305

Suzuki Performance
Order Toll Free 800-345-3305



SAMURAI UNDERSIDE ARMOR

SS5201	CALMINI FRONT AXLE TRUSS/SKID	\$139.95
SS5205	CALMINI REAR AXLE TRUSS/SKID	\$139.95
SS5203	CALMINI TRANSFER CASE SKID PLATE	\$139.95
SS5206	FRONT U-BOLT SKID PLATES, PAIR	\$69.95

SIDEKICK/TRACKER SUSPENSION

SK19700	6" SUSPENSION SYSTEM COMBO KIT	\$995.00
SK19900	3" SUSPENSION SYSTEM	\$895.00
SK19500	2" SUSPENSION SYSTEM	\$599.95
SK19600	3" BODY LIFT - '89-'95 2-DR	\$149.95
SK19604	3" BODY LIFT - '96-'98 2-DR, '95-'98 4-DR	\$149.95
SK19800	2.5" VITARA/TRACKER SUSPENSION LIFT KIT	\$995.00
SK19801	2.5" XL-7 SUSPENSION LIFT KIT	\$995.00
SK17000	ANTI-SWAY BAR KIT	\$289.95
SK10034	IDLER ARM BRACE/GUSSET - '89-'94 2-DR	\$34.95
SKG55614	STRUT REPLACEMENT - ALL VEHICLES	\$89.95
SK-U650365	REAR STOCK HEIGHT SHOCK WITH BOOT, EA.	\$39.95
SK-U657928	REAR 2" LIFT SHOCK WITH BOOT, EA.	\$39.95
SK-U650346	REAR 3" LIFT SHOCK WITH BOOT, EA.	\$39.95
U1950	CALMINI BLUE SHOCK BOOT, EA.	\$7.95
SK10035	CALMINI STEERING STABILIZER/TRUSS KIT	\$109.95

SIDEKICK/TRACKER PERFORMANCE

SK901	PERFORMANCE EXHAUST KIT - 2-DR, 8 VALVE	\$189.95
SK905	PERFORMANCE EXHAUST KIT - 2-DR, 16 VALVE	\$189.95
SK907	PERFORMANCE EXHAUST KIT - 4-DR, 16 VALVE	\$189.95
SK701Y-S	CALMINI EXHAUST HEADER KIT - 8 VALVE	\$229.95
SK703Y-S	CALMINI EXHAUST HEADER KIT - 16 VALVE	\$289.95
SK1602	EXHAUST COMBO KIT - 2-DR, 8 VALVE	\$369.95
SK1608	EXHAUST COMBO KIT - 2-DR, 16 VALVE	\$399.95
SK1610	EXHAUST COMBO KIT - 4-DR, 16 VALVE	\$399.95
SK1612	COMPLETE EXHAUST COMBO KIT, 8V 2DR	\$529.95
SK1615	EXHAUST KIT W/ FILTER COMBO 8V, 16V	\$209.95
SK901CAT	SDK/TRKR WELDED CAT W/FLANGE	\$124.95
SK0125	SIDEKICK 8 VALVE AIR INTAKE KIT	\$109.95
SS401	CALMINI MID-RANGE CAMSHAFT - 8 VALVE	\$169.95
SK0121	REPLACEMENT HI-FLOW PANEL FILTER - 8V	\$44.95
SK8381600	MASTER ENGINE REBUILD KIT, STD - 8 VALVE	\$599.95
SK8381620	MASER ENGINE REBUILD KIT, .020 - 8 VALVE	\$599.95
SK8381640	MASTER ENGINE REBUILD KIT, .040 - 8 VALVE	\$599.95
SK8381316	1600CC ENGINE OIL PUMP	\$105.00
SK60811	1600CC WATER PUMP	\$39.95
SK83817	TOP END GASKET SET, 8 VALVE	\$99.95
U94004	UNIVERSAL CATALYTIC CONVERTER	\$99.95

SIDEKICK/TRACKER ARMOR

SK10036	FRONT SKID PLATE KIT	\$139.95
SK10046	TRANSFER CASE SKID PLATE	\$69.95
SK100464	TRANSFER CASE SKID PLATE, 4-DOOR	\$89.95
SK10047	TRANSMISSION/BELL HOUSING SKID PLATE	\$99.95
SK10048	REAR AXLE SKID/TRUSS	\$149.95

SIDEKICK/TRACKER BUMPERS/TUBE

SK3156	PLATE FRONT WINCH BUMPER	\$559.95
SK31563B	3" BODY LIFT MOUNT BRACKETS	\$54.95
SK31563B4	3" BODY LIFT, 4-DR MOUNT BRACKETS	\$54.95
SK3151	FRONT DOUBLE TUBE BUMPER, '89-'95 2-DR	\$269.95
SK3154	FRONT DOUBLE TUBE BUMPER, '91-'95 4-DR	\$269.95
SK3155	FRONT DOUBLE TUBE BUMPER, '89-'95 2-DR	\$299.95
SK6671	FRONT GRILL GUARD, '99-'03 VITARA/G.V./XL-7	\$299.95
SK6670	FRONT WINCH MOUNT GRILL GUARD, '99-'03 VIT.	\$369.95
SK3548	SDK/TRKR REAR SWING AWAY TIRE CARRIER	\$599.95
SK3545	REAR DOUBLE TUBE BUMPER	\$249.95
SK3539	REAR SINGLE TUBE BUMPER, 2-DR	\$189.95
SK3544	REAR SINGLE TUBE BUMPER, 4-DR	\$199.95
SK3540	REAR SINGLE TUBE BUMPER, '99-UP VIT/G.V.	\$189.95
SK3540LH	REAR SINGLE TUBE W/L.D. HITCH, '99-UP G.V.	\$199.95
SK3540RH	REAR SINGLE TUBE W/REC. HITCH, '99-UP G.V.	229.95
SK5552	ROCKER SKIDS, '89-'98 2-DR BODY LIFTED	\$179.95
SK3802	CALMINI ROOF-RACK, 2-DR	\$379.95
SK9152	CALMINI H.D. TOW BAR KIT	\$249.95
SK24020	CLASS 1 HITCH, '89-'95 2-DR	\$149.95
SK24673	CLASS 1 HITCH, '99-'03 GRAND VITARA	\$149.95

SIDEKICK/TRACKER DRIVETRAIN

SK10050	CALMINI COMPLETE ANVIL HOUSING	\$629.95
SS24538	SUPERWINCH MANUAL LOCKING HUBS	\$119.95
SK5047	4.24:1 ROCKCRAWLER T-CASE GEARSET	\$849.95
SK5055	SDK/TRKR LEFT REAR H.D. AXLE SHAFT	\$159.95
SK5056	SDK/TRKR RIGHT REAR H.D. AXLE SHAFT	\$159.95
SK5036	5.83:1 RING & PINION SET, 10-BOLT, EA.	\$289.95
SK5038	5.83:1 RING & PINION SET, 12-BOLT, EA.	\$289.95
SS5049	PINION BEARING INSTALLATION KIT	\$149.95
SK53LS	CALMINI LIMITED SLIP DIFF., 10-BOLT REAR	\$459.95
SK54LS	CALMINI LIMITED SLIP DIFF., 12-BOLT REAR	\$459.95
SK55LS	CALMINI LIMITED SLIP DIFF., 10 BOLT FRONT	\$489.95
SK1512	LOCKRIGHT LOCKER W/O SIDEGEAR COUPLERS	\$239.95
SK1532	LOCKRIGHT LOCKER W/SIDEGEAR COUPLERS	\$299.95
SKCF020517	CENTERFORCE-1 CLUTCH KIT, 8 VALVE	\$239.95
SKCF021519	CENTERFORCE-1 CLUTCH KIT, 16 VALVE	\$269.95
SKDF517020	DUAL FRICTION CLUTCH KIT, 8 VALVE	\$269.95
SKDF519021	DUAL FRICTION CLUTCH KIT, 16 VALVE	\$369.95
SS580	SUZUKI THROW-OUT BEARING	\$39.95
SS165	SUZUKI PILOT BEARING	\$10.00

SIDEKICK/TRACKER SOFT/HARD TOPS

SK78250-01	SDK/TRKR HARDTOP - BLACK	\$895.00
SK78250-02	SDK/TRKR HARDTOP - WHITE	\$895.00
SK78500-01	99-'03 VITARA HARDTOP - BLACK	\$895.00
SK78500-02	99-'03 VITARA HARDTOP - WHITE	\$895.00
SK78256	SLIDING REAR WINDOWS	\$100.00
SK78300-01	REPLACEMENT TOP - BLACK, '89-'94	\$239.95
SK78300-02	REPLACEMENT TOP - WHITE, '89-'94	\$239.95
SK783005-01	REPLACEMENT TOP - BLACK, '95-'98	\$369.95
SK783005-02	REPLACEMENT TOP - WHITE, '95-'95	\$369.95
SK78400-01	BIKINI TOP - BLACK, '89-'94	\$69.95
SK78400-02	BIKINI TOP - WHITE, '89-'94	\$69.95

SIDEKICK/TRACKER INTERIOR

SK9141	INTERIOR MAIN BAR KIT	\$199.95
SK9149	COMPLETE INTERIOR SPORT CAGE	\$379.95

TABLE OF CONTENTS



SAMURAI / SJ413 / 410

Performance / Drive Train	4-11
Suspension	12-17
Armor / Power Steering	18-19
Winch Bumpers	20-21
Rear Bumpers	22
Rockers	23
Towing / Tube Stuff / Racks	24-25
Body Accessories / Tops / Seats	26-27


SIDEKICK / TRACKER

Performance / Drive Train	29-33
Suspension	34-37
Underside Armor	38-39
Bumpers	40-41
Bumpers, Bars, and Racks	42-43
Tops, Interior, Roll Bar	44-45
Apparel, Decals, Manuals	46
Order Form	47
Notes	48
Terms	49

PRICE LIST

TABLE OF CONTENTS





Suzuki Performance
Order Toll Free 800-345-3305

CALMINI

CALMINI PERFORMANCE EXHAUST SYSTEM



Our complete exhaust system is designed as a bolt-on assembly. The 2" o.d. mandrel bent free-flowing catalytic-converter back system bolts directly to the factory flange and utilizes stock mounting hangers. HP gains in the 8-10% range.

Fits 86-95 Samurai 1300cc **Part #SS900**

CALMINI SAMURAI EXHAUST HEADER*


Tri-y design improves low-end and mid-range horsepower. Immediate noticeable improvement in vehicle performance. Expect horsepower gains of 8-10% with better fuel economy. Constructed of heavy gauge tubing and 3/8" thick laser crafted head flange. We take the extra step to ensure performance and proper fit by matching the rectangular exhaust port with our precision port matched flange. Includes O2 sensor fitting. Reducer pipe and flange included. All hardware, gaskets and installation instructions included. Stainless Steel. Lifetime Warranty.

1986-95 1300CC Samurai **Part #SS700Y-S**

**STAINLESS
STEEL**



CALMINI PERFORMANCE EXHAUST COMBO*



Kit includes exclusive CALMINI tri-y design header and CALMINI 2" diameter pre-bent cat-back exhaust system & turbo muffler. Uses stock hanger points all the way for a truly bolt-on system. 15-18% horsepower gain. Powerful exhaust tone on acceleration and quiet at idle and cruising speeds. Features easy slip together design with muffler clamps, gaskets, and all necessary hardware and installation instructions. Designed to be used with catalytic converter. Minor welding required.

1986-95 Samurai 1300cc

Part #SS1601

Combo kit fully bolt-on with catalytic converter -

Part #SS1611

CALMINI MID-RANGE CAMSHAFT*

Improves horsepower and torque from 2200 - 5500 rpm. Improved torque helps quicken acceleration. Smooth idle gives improved on and off road driveability. Maximum horsepower is obtained with CALMINI Headers and increased air & fuel flow through improved carburetion.

86-95 Samurai **Part #SS401**




* CATALYTIC SOLD SEPARATELY

* NOT LEGAL FOR STREET USE ON POLLUTION CONTROLLED MOTOR VEHICLES


CALMINI 1300CC SAMURAI EMPI CARB KIT*

The original High Performance item on the Samurai was the EMPI Carb and it has always been recognized as the easiest and most affordable carb conversion kit available. A 20% horsepower increase is like a night and day difference on a stock Samurai engine. The higher CFM rate (cubic feet per minute) of the EMPI over the stock carburetor makes for better acceleration without hesitation or inherent "flat spots" so typical of the factory carburetor. Your mileage will not suffer. Complete kit includes: 32/36mm pre-jetted carb, chrome air filter, base plate adapter, gaskets, throttle linkage and support brackets, and complete step by step instructions. Two kits available:
86-89 1300cc w/ chrome Air filter **Part #SS601**
86-89 1300cc w/stock filter adapter **Part #SS600**



CALMINI EMPI CARB/HEADER COMBO KIT*

This is a super Power Package at a super price!. Our ever popular combo kit easily adds a 25%+ horsepower increase to your 1300CC Samurai. The large 32/36mm carburetor increases fuel flow and throttle response. Lifetime warranty CALMINI Header adds horsepower and increases fuel economy. Installation of this kit is fast and easy with complete hardware and detailed instructions included. A great value for your dollar. Fits carbureted model Samurai's only. Two kits available. Fits 86-89 Samurai.
Kit with performance air filter **Part #SS800**
Kit with stock filter adapter **Part #SS801**



CALMINI HI-PERFORMANCE AIR FILTER

Replaces factory air filter on all Carbureted 1300cc engines. Provides better filtration than paper design filters. Traps more dirt particles. Gives better air flow and is easily cleaned & reused. Saves you money. Fits exactly into original factory air canister. Even when dirty, the foam design allows more air flow over stock air filter. (not shown)
1986-89 Samurai w/carburetor **Part #SS1085**
Will not fit EFI Equipped vehicles.



EMPI CARB REBUILD KIT

Includes necessary items for a proper rebuild to your CALMINI 32/36mm DGV 2 barrel downdraft carb kit.
Part #SS9232




CALMINI MASTER ENGINE REBUILD KITS

Finally a kit to get your Samurai back on its feet again. And at a bargain price! Our factory quality kits include quiet cast flat top pistons, rings and wrist pins, rod bearings, main bearings, thrust washers, timing belt and complete engine gasket set including intake and exhaust gaskets. All kits include .010 under rod & main bearings. Other bearing sizes available upon request.
SS8381300 STD BORE
SS8381320 .020 OVER
SS8381340 .040 OVER
Oil Pump **Part #SS8381324**
Water Pump **Part #SS83811**



TOP END GASKET SET

1300cc engine top end set includes replacement head gasket, fuel pump, exhaust, intake & valve cover gasket.
Fits Samurai & SJ413 with 1300cc only. **Part #SS83815**

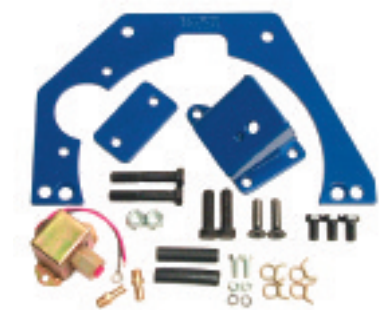



CALMINI BOLT-IN DUAL BATTERY TRAY

Sturdy unit provides support for 1 extra battery. Bolt-on design requires no drilling to install.
86-95 Samurai **Part #SS1590**

CALMINI BOLT-IN 1600 CONVERSION KIT

We continue to make the easiest and best selling Sidekick/Tracker engine conversion available. Reason: Our parts fit. Precision laser cut adapter plate allows you to finish the job without cutting, grinding or welding. If your time is worth something, this is the kit to use.
Without fuel pump **Part #SS1585**
With fuel pump **Part #SS1585P**





CENTERFORCE CLUTCH

30% improvement over the stock factory clutch. Heavy duty unit with extra clamping power to handle improved performance engines, yet it's static pedal pressure remains light as stock. A must for Samurai's with large tires or modified engine. Kit includes clutch disc and pressure plate. Throwout bearing sold separately.
86-95 Samurai 1300cc **Part #SSCF009512**

CENTERFORCE DUAL FRICTION CLUTCH

This ultra heavy duty unit delivers 90% more clamping power than stock. Clutch disc face features metallic compound that delivers better wear and heat management characteristics than stock factory. This unit can handle the stresses of larger tires, towing, or just running with a modified engine.

86-95 Samurai 1300cc **Part #SSDF512009**



CLUTCH THROWOUT BEARING

For use with both CF1 & Dual Friction clutches. When you change the clutch, you ALWAYS change the throwout bearing.

86-95 Samurai 1300cc **Part #SS580**

Pilot Bearing **Part #SS165**

SUPERWINCH MANUAL LOCKING HUBS

These are the perfect replacements for worn-out factory hubs. Features self lubricating cam design. Limited lifetime warranty. Sold in pairs.

86-95 Samurai **Part #SS24538**



CALMINI BIRFIELD CUPS

Finally the solution to broken Birfield joints. The patented design of these precision machined support cups prevent expansion and "break out" failure of the stock outer bell and increase the overall strength of the joint by over 70%! This is a critical item for front axle survival when using a large tire/locker combo.

Sold in pairs. **Part #SS5032**

CALMINI HEAVY DUTY REPLACEMENT AXLES

Completely new forged axle assemblies. 30%+ stronger than stock. Made from 4140 Alloy steel. Redesigned input spline area greatly reduces chance of shearing and breaking. If you are running oversize tires and a locker, these axles are a must. Sold separately.

Part #SS5051 RH rear axle only. **Part #SS5052LF** Front axle only.

Part #SS5053 LH rear axle only. **Part #SS5054RF** Front axle only.



5.83:1

UP TO 56 % REDUCTION!

RING & PINION UPGRADE SETS

Changing axle gear ratio is a must when using an oversize tire and wheel combination. You must keep the engine in it's optimum RPM range for proper highway performance. These are not modified or used gears, these are ALL NEW gears specifically designed to fit the Samurai. Because of their design these gears are STRONGER than any comparable ratio O.E.M. Suzuki gear set. Combine this ratio with any of our Rockcrawler T-case kits to make your Samurai ultra-low geared. Gear set includes: 1 ring and 1 pinion gear, and detailed instructions. Fully bolt-in installation. New Ultra LOW Ratio!

5.83:1 = 56.3% Lower than stock. **Part #SS5036**

RING & PINION INSTALLATION KIT

Required when installing any of our ring & pinion gear sets. Each kit comes complete with: pinion bearings, carrier bearings, crush sleeve and pinion seal. Fits front or rear.

86-95 Samurai **Part #SS5049**

Basic Install Kit- Crush sleeve & seal **Part #SS5050**



CALMINI LIMITED SLIP DIFF UNIT

This is the factory stuff! This clutch type unit features precise torque loading and puts the power to the ground by eliminating the traction loss of a spinning drive wheel. This unit's design yields a progressive rate of slippage that delivers predictable on and off performance. Consider this instead of a locker if you drive in icy or snowy on-road conditions. 86-95 Samurai/SJ413

Front or Rear axle **Part #SS51LS**

SJ410 Rear axle only **Part #SS54LS**

LOCK-RITE DIFFERENTIAL LOCKER UNIT

The Lock-Rite positive locking differential unit is second to none for extreme traction off-road. The Lock-Rite Locker unit's positive locking action allows for lower approach speeds to obstacles which mean more driving control and reduced tire wear. Installs using the stock differential case with no modification required. Install with basic hand tools and comes complete with the full locker assembly, hardware, and installation instructions.

86-88.5 Front **Part #SS1510**

86-95 Rear **Part #SS1510**

86-95 Rear w/Side Gear Couplers **Part #SS1530**

80-85 Rear SJ410 **Part #SS1520**



CALMINI ROCKCRAWLER™ 5.14:1

This is our all new, made in the USA, 5.14:1 Transfer Case Gear set. The New Standard!! This kit provides a high range reduction of 18.3% and an awesome low range reduction of 127%. For a few dollars more you can have deep reduction to handle up to 32" tires on the street! The complete kit is sold with input shaft, high output gear, new counter gear, counter shaft & bearings, thrust washers and gaskets. It even comes with oil. The affordability of this kit at this ratio makes this the New Standard for all Samurai's with large tires.

Kit fits all '86-'95 model Suzuki Samurais. **Part #SS5029**

ROCKCRAWLER

equipped

6.5:1
187% REDUCTION!

IT'S HERE! OUR NEW 6.5:1 ULTRA LOW RANGE - ROCKCRAWLER DL™

Unlike what's currently available in low range gear kits for the Samurai, you won't find any junky welded gears in this kit. Our kit contains 4 completely new gears machined from billet material!

Manufactured in the USA to exceed factory tolerances from quality SAE 8620 alloy. Now, you can re-gear your Samurai drive train completely through the transfer case. A **TRUE 20% Hi-Range** reduction will correct highway gearing for up to 32" tires. A whopping **187%** reduction in low range offers a range that is almost twice as low as our current 4.16:1 kit - It's almost **too low** for some instances. Either way, this is the **lowest ratio gear reduction kit for your Samurai**. We don't leave anything out - It's a complete kit sold with Input Shaft, High Output Gear, Low Output Gear, Counter Gear,

Counter Shaft & bearings, thrust washers, gaskets and detailed instruction booklet. Installs like factory parts - **NO GRINDING or CUTTING** is required to install! It even comes with oil! The mandatory first step towards building an awesome off road Samurai. Fits all 86-95 Samurai/SJ413. **Part #SS5031**

ROCKCRAWLER

equipped

THE NEW STANDARD!
5.14:1
127% REDUCTION!



Used in UROCK competition!



4.163:1
84% REDUCTION!

CALMINI ROCKCRAWLER™ 4.163

Transfer case gear reduction kit reduces Transfer Case gear ratio from a stock ratio of 2.268 to 4.163. Hi-range reduction of 12.2%. This will allow the use of tires up to 30" in diameter without making axle gear changes. Comes complete ready to install in your stock transfer case housing without modification. Kit includes gaskets, oil & installation instructions


86-95 Samurai / SJ413 **Part #SS5025**

CALMINI T-CASE BEARING KITS

Two kits available to replace your worn bearings. The complete kit replaces all bearing in the case as well as the seals. The Rockcrawler retro-fit kit supplies all other bearings not included with the Reduction kit.

Fits all 86-95 Samurai. Bearing Retro-Fit Kit **Part #SS5026**

Complete Bearing Kit **Part #SS5027**



CALMINI H.D. T-CASE MOUNT CRADLE

A must for all Samurai's equipped with t-case reductions. Our fully-integrated heavy duty transfer case mount and cradle strengthen a vital section of the drivetrain. The cradle mount features a fully welded, precision laser cut design with cutouts for easy access for draining/changing the gear oil. Kit shown with optional OE mounts. Standard kit ships with solid bushing/sleeve style mounts.

Fits 86-95 Samurai **Part #SS5040**

CALMINI DRIVE SHAFTS

New drive shafts feature a 3" longer stroke in slip than stock. Features heavy duty 1310 series u-joints and are also available with a C.V. Joint end. Stronger tube and increased operating angle make this a great replacement for the stock shaft. Kits sold complete. Specify amount of lift and driveline length when ordering custom Driveshafts. Fits 86-95 Samurai.

Front Shaft **Part #SS1525**

Rear Shaft **Part #SS1532**

Rear CV Shaft **Part #SS1535**



CALMINI DRIVE LINE SPACERS

Precision billet aluminum spacers used to extend drive line length according to lift. Machined using a "uni-pattern" to fit both small or large flange drive lines. Sold each. Hardware included. Fits 80-95 SJ410/SJ413


3/4" Long **Part #SS1559C** Each

1" Long **Part #SS1559D** Each



3.5-INCH SAMURAI LIFT

NEW 3.5" SHACKLE REVERSE COMBO KIT



The best riding and handling suspension kit available for the mild off-roader. Our newest addition to the CALMINI Suspension line incorporates our **TRAIL PROVEN** Shackle Reverse kit with our smooth riding 1.5" leaf spring. Kit is great for the weekend warrior looking to do some trailriding but mostly on-road driving. Complete kit comes with the full shackle reverse kit, complete replacement 1.5" springs, hardware, drop pitman arm, drive-line spacers, and polyurethane bushings throughout. Features an entirely bolt-on design and built to perform. Fits 86-95 Samurai **Part #SS4535** SJ410 **Part #SS4534** Retrofit 2"-3.5" 86-95 Samurai **Part #SS1575R24535**

2-INCH SHACKLE REVERSE

CALMINI SHACKLE REVERSE CONVERSION KIT


Single best handling improvement you can make to the Samurai. Also provides a 2" lift that retains correct steering geometry with no loss in approach angle off road. This is far and away, the most popular suspension modification being made to the Samurai today. Two reasons: 1. Improved ride quality. This conversion allows the front axle to trail down the road and over big obstacles - thus reducing the jarring effects felt when hitting a bump or obstacle. For a vehicle that is going to be driven daily on the road, this is the preferred set-up. No drive line, brake hose or steering issues involved. This is the way it should have been designed in the first place. 2. It's fully bolt-on. Our 1 piece formed design is laser cut for accuracy and correct fit every time. It's super easy to install. Can be retrofitted to 3.5"-5" of lift easily with one of our retrofit kits. 86-95 Samurai **Part #SS1575** SJ410 **Part #SS1574**



5-INCH SAMURAI LIFT



BOLT-ON!



CALMINI SUPER 5" LIFT SYSTEM

The **ultimate** bolt-on Samurai lift made today. Why? Because it's important to know the difference in suspension kits. This system is the best handling, most complete, and easiest to install by far of any system made for the Suzuki Samurai. We use our proven Shackle Reverse System combined with CALMINI 3" lift springs for superior ride quality, **all important** axle wrap control, and maximum axle articulation both front and rear. All while maintaining correct caster and drive line angles! Don't butcher your rig with a kit requiring grinding and welding, and that are labeled as complete. Installing our kit makes a weld on Spring Over conversion seem like a cruel joke! This is the perfect setup for max-travel with 31's. Up to 25" of articulation! Kit also includes full poly bushing kit, DOT approved longer steel braided brake lines, drop pitman arm and bump stop extensions. This system is **fully bolt-on**, and installs at home in 4-6 hours. It uses stock length drive lines, and requires no drilling or grinding to install.

81-85 Suzuki SJ410 **SS4594**
86-88 Samurai/SJ413 **SS4595A**
88.5-95 Samurai/SJ413 **SS4595B**
Retrofit 2"-5" 86-95 Samurai **Part #SS1575R24595**

BEST SELLER * EASIEST INSTALL



Disclaimer* Vehicles modified for off road use using a lift kit have a higher center of gravity, and handle different from a "stock" vehicle. They are to be operated accordingly. CALMINI Products Inc. assumes no responsibility for failure of items that are installed or used improperly.



3-INCH SAMURAI LIFT



CALMINI 3" SAMURAI SUSPENSION

This is the original Samurai suspension lift kit. This kit improves ride quality and provides the additional wheel clearance for larger diameter tires. 4 CALMINI standard leaf springs increase ride height by 3". Allows for tire diameters of up to 30" tall. Improved spring rate gives axle wrap control needed for large tires, while maintaining ride comfort. The stock springs do not cut it! CALMINI twin tube shock absorbers feature special valving and poly bushings. Complete kit includes sway bar link brackets, drop pitman arm, bump stop extensions, complete set of poly spring eye and frame pivot bushings, and all necessary hardware and installation instructions.

81-95 SJ410/413/Samurai **Part #SS1550**

5-INCH BOLT-ON SPRING OVER



CALMINI BOLT-ON SPRING OVER MOUNTING SYSTEM

Kit consists of our exclusive spring mount boxes with integrated shock mounts, bump stop extensions, and complete bolt-on hardware. This makes a spring over a fully bolt-on in the driveway install. Will work using stock springs. However, due to the excessive axle wrap generated by the spring over configuration, we do not recommend using this system without improved aftermarket springs of some type.

86-95 Samurai/SJ413 **Part #SS14505**

w/driveline spacers and brakelines **Part #SS14550**

w/driveline spacers and brakelines and shocks **Part #SS14500**

CALMINI BOLT-ON SPRING OVER COMBO SYSTEM

A simple way of achieving maximum lift on a straight axle vehicle such as the Samurai has been to go "Spring Over". Easier said than done. Grinding old mounts off, fabricating new shock mounts and correct length bump stop extensions from scratch, and trying to weld it all back together correctly makes the conversion a mess for the home installer. Our designers have come up with the answer to this problem. Our new mounting system is a fully bolt-on system that requires no guess work or fabrication to complete at home with simple hand tools. It contains fully bolt-on mounts with built-in correct shock mounting positions, built-in bump stop travel limiters, and leaf spring perches that automatically position the axles correctly for proper steering and drive line angles. This makes the install foolproof. However, the "Spring Over" has other issues that must be addressed in

order to maximize its performance. 1. Axle wrap. The increased leverage that is applied to the leaf springs in this configuration tends to deform or "S" curve the stock spring very quickly. Our combo kit includes springs designed for this application. 2. Bump Steer. This system includes our Hi-Steer steering system (shown right) to correct steering angle. No grinding, welding, bending, or other shade tree fix is required. With these items combined, we feel that this is the only real option to gaining lift in the 5"+ range without a body lift. The complete system includes: Full spring mounting system, 4 correct length shocks, steel braided brake lines, 4 Heavy Duty flat springs with full urethane hardware, complete Hi-Steer steering system, and drive line spacers front & rear. It's sold complete and ready to assemble. We recommend this kit for the driver that is primarily off road using up to 32" tires.

Fits 86-95 Samurai/SJ413

Complete kit w/flat springs **Part# SS14555**

Complete kit including Hi-Steer steering system **Part# SS14510**

RUN 33-INCH TIRES!

BOLT-ON!



CALMINI PERFORMANCE SPRINGS

We offer the largest selection of special application springs for the Suzuki vehicle anywhere. Springs available in 0", 1.5", 3" Standard, and 3" Heavy Duty lift heights. Springs sold separately.

0" H.D. flat front.....	SS1545F ea.
0" H.D. flat rear.....	SS1545R ea.
1.5" front.....	SS1540F ea.
1.5" rear.....	SS1540R ea.
3" front.....	SS1550F ea.
3" rear.....	SS1550R ea.
3" H.D. front.....	SS1570F ea.
3" H.D. rear.....	SS1570R ea.

0" FLAT SPRINGS

1.5" SPRINGS

3" SPRINGS

3" HEAVY DUTY



POLYURETHANE BUSHING KIT

Replaces all stock suspension mounting points. Twice as durable as stock rubber bushings. Complete kit with steel inserts. 86-95 Samurai **Part #SS1555**

A. CALMINI SUPER STRONG SHACKLE KIT

The best quality shackle you can get. 1-Piece welded construction. Kit includes tough grade 5 hardware with nylock fasteners. Sold in pairs. 86-95 Samurai


1" longer than stock **Part #SS1551** w/bushings **Part #SS1551B**

2" longer than stock **Part #SS1553** w/bushings **Part #SS1553B**

B. CALMINI BOOMERANG SPRING SHACKLE

Allows increased spring droop by allowing shackle to wrap around limit stop on frame. 1 piece welded construction. Quality Laser cut part.

86-95 Samurai **Part #SS1554** w/bushings **Part #SS1554B**



CALMINI SHOCKS

Features large chrome shaft, poly bushings, boot and complete hardware. Limited lifetime warranty. Sold Each.

Stock Height Front	U651694
Stock Height Rear	U658095
1.5" & 2" CALMINI Shackle Reverse Front	U650365
1.5" & 2" CALMINI Shackle Reverse Rear	U658059
3" CALMINI Lift Front.....	U657928
3" CALMINI Lift Rear	U658058
5" CALMINI Lift Front.....	U650346
5" CALMINI Lift Rear	U658298

CALMINI 3" SAMURAI BODY LIFT KIT

In addition to our suspension systems, this kit is a must if you want to maximize the lift on your Samurai. Kits are sold complete with graphite blocks and all necessary mounting hardware and installation instructions. A very economical way to lift your vehicle. 86-95 Samurai

Part #SS6003



EXTENDED BRAKE LINES

Necessary for all lifts over 3.5". Our custom steel braided lines expand less and that means better pedal feel and stopping power.

Sold each. D.O.T. Approved.

Front **Part #SS20812** Each-3" Longer

Rear **Part #SS80814** Each-3" Longer

Front **Part #SS208124** Each-7" Longer

Rear **Part #SS808144** Each-7" Longer

CALMINI POWER STEERING CONVERSION KIT



Now you can run a locker up front and drive it one handed! This conversion uses the power steering box, pump, and reservoir from the 8 valve Suzuki Sidekick or Geo Tracker. Super easy install in 2-3 hours with hand tools. Now available for all 1600cc converted, and late model Samurais. This kit is a must have for Samurais with 31"+ tires. Components not sold separately.
86-95 Samurai/SJ413 **Part #SS1580** w/o pulley
86-95 Samurai/SJ413 **Part #SS1580P** w/pulley

*Will not fit with factory A/C


CALMINI SUPER SKID/TRUSS

No one makes axle truss that protects like this one! Our design completely wraps the axle tube and diff housing in a 3/16" layer of steel. Fully bolt on with all necessary hardware. Available for front or rear axles.

86-95 Samurai

Part #SS5201 FRONT


Part #SS5205 REAR



U-BOLT SKID PLATES

Fully bolt-on units protect u-bolts & shock mounts from rocks etc. Works excellent as bolt-on lower shock mount for spring over conversions. Sold as set of 2.


86-95 Samurai front only **Part #SS5206**



CALMINI TRANSFER CASE SKID PLATE

Super heavy duty steel skid plate delivers the ultimate in protection for transmission, transfer case, and exhaust system. Mounts with simple hand tools and requires no drilling. All mounting hardware and installation instructions included. Works w/SS5040 t-case cradle.

86-95 Samurai **Part #SS5203**




CALMINI FULL HI-STEER CONVERSION KIT

This kit allows easy clearance when running a spring over conversion, but can be used in any lift application where the steering needs to clear the leaf springs. Complete kit includes right & left new steering arms, hi-steer drag link, new main tie rod, 4 tie rod ends, complete hardware and detailed instructions. Fully bolt-on without any grinding or major disassembly.

Fits 86-95 Samurai **Part #SS1584**

* Requires max. wheel backspacing of 2.5"



CALMINI DROP PITMAN ARM

Made from 4140 forged alloy. 2.5" Drop from stock. Helps correct bump steer angle caused by increased suspension lift height.

86-95 Samurai **Part #SS1583**

NEW! CALMINI DROP PITMAN ARM

for Sidekick/Tracker Power Steering Box

For use on all Sidekick/Tracker power steering conversions. No modification necessary. Works with all crossover or hi-steer systems, spring over or spring under. Made from 4140 forged alloy. 42 spline.

Part #SS1589



CALMINI STEERING STABILIZER KIT

Helps control shimmy & shake that comes with off road tires and off road driving. Kits includes a stabilizer cylinder with bushings and all necessary mounting hardware and installation instructions. Dust boot included.

86-95 Samurai **Part #SS2060**





CALMINI C1 FRONT WINCH BUMPER

Finally, a rugged, easy way to mount your winch. Has all the same features of our regular tube bumper except is designed to accommodate your winch plate and winch. Heavy-duty mounting tabs allow winch plate to be bolted or welded on. Can accommodate winches up to 22" in width and approximately 13" in height. Recommended maximum winch size: 3000-5000 lb. capacity. Finished in black powdercoat. Mounting hardware and installation instructions included.

86-95 Samurai **Part #SS3150-W**
Winch & Fairlead not included.

CALMINI FRONT DOUBLE TUBE BUMPER (NOT SHOWN)

Super protection for the front of your Samurai. 3" steel tube and 1 piece welded construction makes this bumper tough! Features grill hoop for added protection and 2 light tabs for mounting off-road or driving lights. Factory turn indicator lights mount to tabs mounted between tubes. Bolts directly to frame -NO DRILLING! Black powdercoating. Mounting hardware and instructions included. 86-95 Samurai **Part #SS3150**

CALMINI C2 FRONT WINCH BUMPER

Heavy Duty 1/4" steel plate throughout. Pre-drilled mounting plate accepts all WARN or RAMSEY winches up to 9000lbs. Unlike other designs, you are not limited to the style of winch used. Stand-up or flat style, this bumper will accept it with full access. Pre-drilled for roller fairlead. Strongest winch bumper made for the Samurai **PERIOD**. Allows you to remove outer stock bumper mounts for additional tire clearance. 3" lower tubes are fully reinforced to allow use of high-lift jack at any point on bumper. Tube ends are capped in 1/4" thick steel plate - it's indestructible. Uses stock turn indicator lamps. Mounting hardware included. Requires no drilling to install. Can be used with our shackle reverse system or our bolt-in tow bar mount. Semi-gloss black powdercoat finish.

86-95 Samurai **Part #SS3152**
Winch & Fairlead not included.



CALMINI C3 FRONT WINCH BUMPER

Heavy Duty 1/4" steel plate throughout. Pre-drilled mounting plate accepts most WARN or RAMSEY winches up to 9000lbs. Unlike other designs, you are not limited to the style of winch used. Stand-up or flat style, this bumper will accept it with full access. Pre-drilled for roller fairlead. Strongest winch bumper made for the Samurai **PERIOD**. Allows you to remove outer stock bumper mounts for additional tire clearance. Uses stock turn indicator lamps. Mounting hardware included. Requires no drilling to install. Can be used with our shackle reverse system or our bolt-in tow bar mount. Semi-gloss black powder coat finish. 86-95 Samurai **Part #SS3153** Winch & Fairlead not included.



CALMINI C4 FRONT WINCH BUMPER

Heavy Duty 1/4" steel plate throughout. Pre-drilled mounting plate accepts most WARN or RAMSEY winches up to 9000lbs. Unlike other designs, you are not limited to the style of winch used. Stand-up or flat style, this bumper will accept it with full access. Pre-drilled for roller fairlead. Strongest winch bumper made for the Samurai **PERIOD**. It's the same as our C3 bumper but with the upper grille guard removed. Allows you to remove outer stock bumper mounts for additional tire clearance. Uses stock turn indicator lamps. Mounting hardware included. Requires no drilling to install. Can be used with our shackle reverse system or our bolt-in tow bar mount. Semi-gloss black powder coat finish.

86-95 Samurai **Part #SS3154**
Winch & Fairlead not included.

CALMINI C5 FRONT WINCH BUMPER

Heavy Duty 1/4" steel plate throughout. Pre-drilled mounting plate accepts most WARN or RAMSEY winches up to 9000lbs. Unlike other designs, you are not limited to the style of winch used. Stand-up or flat style, this bumper will accept it with full access. Pre-drilled for roller fairlead. Strongest winch bumper made for the Samurai **PERIOD**. This is the same basic mounting frame as our C3 & C4 bumpers, but with outer grille protection plus driving light mounting points.

Allows you to remove outer stock bumper mounts for additional tire clearance. Uses stock turn indicator lamps. Mounting hardware included. Requires no drilling to install. Can be used with our shackle reverse system or our bolt-in tow bar mount. Semigloss black powder coat finish.

86-95 Samurai **Part #SS3158**
Winch, lights, and Fairlead not included.



CALMINI SWING AWAY TIRE CARRIER BUMPER

Features 3" steel tubing with 1/4" mounting plates that bolt directly to the frame. Swing out tire carrier supports large tire/wheel combos. Heavy duty construction throughout. No drilling or welding required to install. Custom designed to mount with and protect factory taillight assemblies without wiring modification. The strongest and best looking rear bumper available.

86-95 Samurai **Part #SS3352**

Tire Spinner Handle **Part #U3352T**

3rd Brake light & Mount **Part #SS3352**

**TIRE CARRIER BUMPER FEATURES:**

- * Mounts directly to vehicle frame
- * Swing out carrier rides on self lubricating no squeak DELRIN bushings.
- * One hand operation of swing away release.
- * Carries full size spare up to 33x12.50.
- * Extremely heavy duty.
- * Utility mount pedestal for Jerry can holder or Hi-lift jack (shown)

**CALMINI C2 REAR BUMPER**

Our new replacement dual tube rear bumper is crafted from 1/4" thick steel plate that forms a complete mounting "frame" that houses the factory tail lamp assemblies, and incorporates the bumpers built in tow points. The bumper mounts directly to the frame, it's ultra strong! Topped with diamond plate for a step surface. The bumper corners are formed from 1/4" plate and completely welded for maximum rock or tree stump thumping off-road. You can't build it any stronger! Finished in semi gloss black powder coat.

86-95 Samurai **Part #SS3351**

CALMINI REAR TUBE BUMPER

It's tough! Fully bolt-on and mounts in conjunction with stock rear bumper assembly. Feature hitch tab to install standard bolt-on hitch. No modification required. Tows loads up to 1000lbs. Comes finished in black powder coat. Complete mounting hardware included.

86-95 Samurai **Part #SS3350**

**NEW!****CALMINI FORMED ROCKER SKIDS**

If you off-road your Samurai, these are a must. Our formed Rocker Skids are the first of their kind for this vehicle. Formed from 3/16" thick steel plate, they contour perfectly to the Samurai rocker panel, and mount through the body at 8 positions. A tube is inserted through the mounting holes to keep the rocker panel from collapsing. These panels provide greater ground clearance, and great looks for your rig. Powder coat finish. Sold in pairs only.

86-95 Samurai **Part# SS5553**

CALMINI ROCKER BARS

Made from 2" x 2" x 3/16" square tubing, with fully welded metal end caps, these are the choice for the most severe off road use. Samurais used in any kind off hard core situation will see a caved in rocker panel. This fixes that. Designed to be both bolted and welded directly to the frame. Shipped in bare metal finish.

86-95 Samurai **Part #SS5551**

**CALMINI NURF BARS**

3" tube bars offer side rocker panel protection and good looks too! Only for use on Samurai's with up to 30" tall tires. Bars bolt directly to frame. Comes finished in black powder coat.

86-95 Samurai **Part #SS5550**



INTERIOR MAIN BAR AND FRAME

Replaces the original factory bar in convertible models with heavy duty bar constructed of 1 1/2" x.120 wall tubing. This custom fitted bar adds rugged looks and safety to your vehicle. Main bar can be mounted independently or in conjunction with our front retro frame assembly for a full 6-point floor mounted cage enclosure. Welding required. CALMINI Retro frame will not fit to factory installed main bar.

86-95 Convertible or Steeltop main bar (replaces factory)

Part #SS9140

Optional Retro Frame kit Assembly

Part #SS9142

COMPLETE FRAME KIT

Part #SS9145

**CALMINI BOLT ON HITCH**

1000 lb. towing capacity. Bright gold zinc finish with hardware. High quality & heavy duty.

86-95 Samurai **Part #SS6101**

**HEAVY DUTY TOW BAR**

Slick complete bolt-on mounting makes towing your Samurai behind your truck or RV a snap! A-frame is removable when not in use. Also fits with our Shackle Reverse and all CALMINI bumpers without drilling. Hardware and mounting instructions included.

86-95 Samurai **Part #SS9151**

**CALMINI SAFARI CARGO RACK**

Super strong for hauling loads of up to 200 lbs. of cargo into the back country. 1" x .095 wall steel tubing makes this unit strong but light. Mounting tabs included for up to 6 (six) off-road type or fog lights on the front area of the rack. Powder coat finish. Ships via UPS. Lights not included.

86-95 Samurai Convertible

Part #SS3800

**CALMINI SAFARI CARGO RACK**

Super strong for hauling loads of up to 200 lbs. of cargo into the back country. 1" x .095 wall steel tubing makes this unit strong but light. Mounting tabs included for up to 6 (six) offroad type or fog lights* on the front area of the rack. Identical to our convertible model, but requires zero drilling for install. Ships via UPS. Lights not included.

86-95 Samurai Steeltop **Part #SS3801**

**CALMINI WINDSHIELD LIGHT MOUNT BRACKETS**

Brackets mount to windshield frame for mounting off-road type lights. Sturdy steel construction and black powder coat finish.

Sold in pairs. No drilling required.

Fits all 86-95 Suzuki Samurai **Part #SS3870**

Not available for Factory Hardtop model

**CALMINI DOORLESS MIRROR BRACKETS**

Brackets mount to door hinge plates and allow stock mirrors to be retained. Can be used in conjunction with our Cargo Rack. Powder coat finish. Sold in pairs. No drilling required.

Fits all 86-95 Suzuki Samurai. **Part #SS3871**




CALMINI SAMURAI EXTENDED FENDER FLARES

Make your Samurai an aggressive looking machine by extending out 2 1/4" inches on each side. (4 1/2" overall). Replaces stock flares. Made of high impact polyurethane-not junky fiberglass that is brittle. High-gloss black finish. Paintable. Fits all SJ410/SJ413 Samurai Models. **Part #SS4001**
Set of 4 includes all mounting hardware.



CALMINI DIAMOND PLATE ROCKER PANELS

Replaces factory plastic body trim with sturdy diamond plate panels. Wraps under rocker panel to protect body side from BIG rocks and logs. Also great for covering up dents or rust damage. Kit includes: 2 lower body side panels, rivets for mounting, Available in black powdercoat steel. Fits 86-95 Samurai **Part #SS3895**



DIAMOND PLATE TRIM

Four piece kit to replace plastic trim on B-pillar and rear bumper end caps. Drilling required to install, pop rivets included. 86-95 Samurai **Part #SS3896**



CALMINI REPLACEMENT TOP

Exceeds quality, fit, and appearance of original soft top. Made of top grade vinyl. Top mounts to vehicle using all stock bows and snaps and fits great! Fits all 86-95 Convertible Suzuki Samurai. Black **Part #SS78200-01**
White **Part #SS78200-02**

BIKINI TOP (NOT SHOWN)

Mounts with simple straps without vehicle modification. Fits all 86-95 Suzuki Samurai. Black **Part #SS78225-01**
White **Part #SS78225-02**

CALMINI FAST BACK TOP (SHOWN)

Black **Part #SS7821501**
Grey **Part #SS7821502**



CALMINI REPLACEMENT INTERIOR SAMURAI CARPET KIT

Super fitting carpet features complete floor coverage including vehicle wheel wells. Comes complete with Heel Pad and installation instructions. Fits 86-95 Samurai - Black **Part #SSC-01** Gray **Part #SSC-03**

Partial kit shown. Comes complete with rear cargo and fenderwell cover



CORBEAU SPORT SEAT

Dollar for dollar the most comfortable seat available. Features include Keiper mechanism, adjustable head rests, excellent side and torso bolster, and a wide variety of colors. Custom fit mounting brackets install with simple hand tools, and require no drilling. A phenomenal increase in comfort over stock seating. Adds over 4" of leg room to passenger seating. Kit includes: L & R seats, R mounting brackets, hardware & instructions. Lumbar support optional. L & R, All Black **Part #SS30031** pair
Optional Lumbar Support Bladder. **Part #SS20004** ea.



SIDEKICK/TRACKER



Suzuki Performance
Order Toll Free 800-345-3305

CALMINI

CALMINI PERFORMANCE EXHAUST SYSTEM



Our complete exhaust system is designed as a complete bolt-on assembly. Catalytic converter back system bolts directly to factory flange and utilizes stock mounting hangers. This system produces a deeper, cleaner sound with performance gains in the mid to upper RPM range. Kit includes CALMINI turbo muffler, clamps, hardware & complete installation instructions. 50 state legal.

Fits 89-98 Suzuki Sidekick/Geo Tracker 1600cc

8 Valve 2 door **Part #SK901**

16 Valve 2 door **Part #SK905**

16 Valve 4 door **Part #SK907**

99-2004 Vitara/Tracker 2.0 16 Valve **Part #SK910**

99-2004 Grand Vitara/Tracker 2.5 V-6 **Part #SK912**


2001-04 XL-7 2.7 V-6 **Part #SK914**

CALMINI SIDEKICK/TRACKER EXHAUST HEADER*

Tri-Y design improves Low- End and Mid-Range torque & horsepower. Immediate noticeable improvement in vehicle performance without sacrifice in fuel economy. Horsepower gains overall of 8-10% with the largest increase in the mid-range. Constructed of heavy gauge steel tubing with large laser cut flanges that will not warp from heat. Includes O2 sensor fitting. Reducer pipe included. The only stainless steel header available for the Suzuki. Gaskets, mounting hardware and installation instructions included. Lifetime Warranty. Minor Welding is required to install 8v. 89-98 Suzuki Sidekick/Geo Tracker.

1600CC 8-Valve Engine. **Part #SK701Y-S**

1600CC 16-Valve Engine. **Part #SK703Y-S**



CALMINI PERFORMANCE EXHAUST COMBO*



Kit includes exclusive CALMINI Tri-Y design header and CALMINI 2" diameter Pre-bent Cat-back Exhaust system & turbo muffler. Combo exhaust provides powerful exhaust tone on acceleration and quiet at idle and cruising speeds. 15-18% horsepower gain with increased fuel economy. Designed to be used with catalytic converter. Welding required.

89-98 Suzuki Sidekick/Geo Tracker 1600cc.

8 Valve 2 door **Part #SK1602**

16 Valve 2 door **Part #SK1608**

8 Valve 4 door **Part #SK1604**

16 Valve 4 door **Part #SK 1610**

8V 2dr including cat **Part #SK1612**

No welding required.

* NOT LEGAL FOR STREET USE ON POLLUTION CONTROLLED MOTOR VEHICLES

CALMINI HI-FLOW CAT-BACK/HI-FLOW FOAM FILTER




A great performance combo upgrade for your Sidekick/Tracker. Complete kit includes our mandrel bent 2" diameter catback exhaust system with turbo muffler and our high performance drop in air filter. With this kit, horsepower gains of 10-15% with increased fuel mileage benefit the overall performance of the vehicle. A must have for lifted 'Kicks with offroad tires and rockcrawling accessories. Exhaust provides a powerful exhaust tone upon acceleration and a smooth tone at idle and cruising speeds. Fits all 89-98 Sidekicks/Trackers
8 Valve 1600cc **Part #SK1615**
16 Valve 1600cc **Part #SK1616**

CALMINI MID-RANGE CAMSHAFT*

Improves horsepower and torque from 2000-5500 RPM. Smooth idle makes for improved on and off road driveability. Works best in conjunction with headers and carburetion. Fits 89-94 Suzuki Sidekick/Geo Tracker 1600cc 8 Valve engine.

Part #SS401



CALMINI FILTER REPLACEMENT

Hi-flow foam element flows 50% more air than paper element, plus it's washable!

89-94 Sidekick/Tracker 1600cc 8-valve **Part #SK0121**

95-98 Sidekick/Tracker 1600cc 16-valve **Part #SK0120**



CALMINI HIGH-FLOW AIR FILTER

This filter is designed to make power. Major improvement in airflow over stock closed air box results in a boost of 8-10% over stock. Replaces factory unit complete.

Bolt-on and fully washable. Looks good. Works good.

89-94 SIDEKICK/TRACKER 8V **Part #SK0125**


REPLACEMENT FILTER ONLY

Part #SK0122



* NOT LEGAL FOR STREET USE ON POLLUTION CONTROLLED MOTOR VEHICLES


CENTERFORCE 1 CLUTCH



Improves performance over stock clutch by 30%! Centerforce delivers the extra clamping power to handle high torque engines. Yet it's static pedal pressure is the same as stock. A must for Suzuki's with modified engines or larger tires. Kit includes: Clutch Disc & Pressure Plate. Throw Out bearing sold separately.

89-94 1600cc 8 Valve Sidekick/Tracker **Part #SKCF020517**

95-98 1600cc 16 Valve **Part #SKCF021519**



CENTERFORCE DUAL FRICTION CLUTCH

This ultra heavy duty unit delivers 90% more clamping power than stock. Clutch disc face features metallic compound that delivers better wear and heat management characteristics than factory or even the Centerforce 1 clutch. This unit can handle the stress of larger tires, towing, or just running with a modified engine.

89-94 1600cc 8 Valve Sidekick/Tracker **Part #SKDF517020**

95-98 1600cc 16 Valve Sidekick/Tracker **Part #SKDF519021**



CLUTCH THROWOUT BEARING



For use with both CF1 & Dual Friction clutches. When you change the clutch, you ALWAYS change the throwout bearing.

1600cc 8 & 16 Valve

Part #SS580

Pilot Bearing **Part #SS165**

CALMINI MASTER ENGINE REBUILD KITS

Finally a kit to get your SIDEKICK/TRACKER back on its feet again. And at a bargain price! Our factory quality kits include quiet cast flat top pistons, rings and wrist pins, rod bearings, main bearings, thrust washers, timing belt and complete engine gasket set including intake and exhaust gaskets. All kits include .010 under rod & main bearings. Other bearing sizes available upon request.

SK8381600 STD BORE

SK8381620 .020 OVER

SK8381640 .040 OVER

Oil Pump **Part #SK8381316**

Water Pump **Part #SK60811**




CALMINI TOP END GASKET KIT

Replacement gaskets for head, intake, exhaust, valve cover and various others. Includes valve seals.

Fits 89-94 Suzuki Sidekick/Geo Tracker 1600cc 8-valve engine.

Part #SK83817



CALMINI ANVIL AXLE HOUSING

No more cracked or broken stock aluminum axle housings with this unit. The "Anvil" is a completely fabricated from scratch steel replacement housing designed to handle any kind of off-road abuse. Uses both stock aluminum or steel (recommended) third member housings from either Sidekick/Tracker or Vitara/Grand Vitara. We've built in additional strength by including a replacement passenger (short) side axle that rides on an outside bearing built into the housing. The real slick part of this conversion is that you use a drivers (left) side outer axle on both sides! You now only have to carry one spare!



If you're into hard core offroad use of your Sidekick/Tracker, this is a mandatory mod. Fits 89-98 Sidekick/Tracker with 3" CALMINI Lift. **Part # SK10050**

LOCK-RITE™ DIFFERENTIAL UNIT

Lock Rite is an automatic positive locking differential that is second to none when extreme traction is needed off road. Using the Lock Rite allows for lower approach speeds to obstacles which means more driving control and reduced tire wear. Installs using stock differential case. No special tools required. Complete with hardware and installation instructions included.

89-2004 Sidekick/Tracker/Grand Vitara Rear **Part #SK1512**

89-2004 Sidekick/Tracker/Grand Vitara Rear w/side gears **Part #SK1532**



SUPERWINCH MANUAL LOCKING HUBS

These are the perfect replacements for worn-out factory hubs. High quality steel cased hubs are precisely machined & assembled. The mechanism is fully sealed from water, dust & sand, making it virtually maintenance free. Features self lubricating cam design. Limited lifetime warranty. Sold in pairs.

89-98 Sidekick/Tracker. **Part #SS24538**

CALMINI HEAVY DUTY REPLACEMENT AXLES

Completely new forged axle assemblies. 30%+ stronger than stock.

Made from 4140 Alloy steel. Redesigned input spline area greatly reduces chance of shearing and breaking. If you are running oversize tires and a locker, these axles are a must. Sold separately.

Fits 89-98 Sidekick/Tracker.

Part #SK5055 LH rear axle only.

Part #SK5056 RH rear axle only.



The Original!
Accept no copies!



CALMINI ROCKCRAWLER TRANSFER CASE REDUCTION KIT

Finally, a true ROCKCRAWLER transfer case gear set for the Sidekick/Tracker/Grand Vitara. Gear set is a super low 4.24:1 ratio which is a whopping 134% lower than stock! Brand new 1 piece gears that are U.S. made, machined from SAE 8620 billet material. Complete kit for easy drop in installation.

90-2004 Sidekick/Tracker/Vitara/GrandVitara

Part #SK5047

ROCKCRAWLER
equipped

4.24:1
134% REDUCTION!



SIDEKICK/TRACKER RING & PINION SET

5.83:1 Ratio corrects the effects of larger diameter tires on your vehicles powerband & driveability. The design of these gears makes them 9% stronger than the factory 5.62 ratio. 13.8% lower than stock ratio gear set.

89-92 10 bolt only **Part #SK5036** Front

93-2004 12 bolt only **Part #SK5038** Rear



RING & PINION INSTALLATION KIT

Required for installation of 5.83:1 ring & pinion conversion set. Kit contains, 2 pinion bearings, carrier bearings, pinion seal, crush sleeve, and pinion shims. 1 kit per each gear set required.

89-2004 **Part #SS5049** Fits front or rear

Basic Install Kit- Crush sleeve & seal **Part #SS5050**

CALMINI LIMITED SLIP DIFF UNIT

This is the factory stuff! This clutch type unit features precise torque loading and puts the power to the ground by eliminating the traction loss of a spinning drive wheel. This units design incorporates a progressive rate of slippage that delivers predictable on and off performance and reduced drive line component stress.

89-93 Sidekick/Tracker 2wd /4wd 10-Bolt differential **Part #SK53LS REAR**

94-2004 Sidekick/Tracker 2wd /4wd 12-Bolt differential **Part #SK54LS REAR**

89-2004 Front 10 -Bolt Differential **Part #SK55LS***

* Modification required.



We invented Sidekick/Tracker Performance! 6-INCH COMBO LIFT

SIDEKICK ON 32'S!

We're excited to offer our new super articulation suspension system for your Suzuki Sidekick/Geo Tracker. This is the system they said couldn't be done. We didn't listen! Trick, ultra-massive tubular control arms and specially designed longer coil springs provide a full 3" of lift, 3" of much needed additional ground clearance. With the use of larger tires, up to 5 1/2" of additional ground clearance is realized. Also included are a new upper V-link with adjustable high mis-alignment heim joint which allows massive articulation and adjustable pinion angle. Longer replacement lower trailing arms are angled for maximum ground clearance. Front axle drop brackets and specially valved front struts and rear shocks are included. This is the most comprehensive system available for this vehicle. It absolutely kicks butt off-road! The only way to make the Sidekick/Tracker truly off-road ready. 89-98 Sidekick/Tracker/Escudo/Vitara. **Part #SK19700**



**THIS CONTROL ARM
IS THE REASON....**

THAT OUR KITS KICK BUTT!



- *Increased ground clearance
- *Maintains stock track width
- *Unbelievably tough!

3-INCH SIDEKICK / TRACKER LIFT

3" SUSPENSION LIFT

Our 3" Maximum Articulation Suspension allows you to run up to 30" tires on your rig with maximum ground clearance. 89-98 Sidekick/Tracker/Escudo/Vitara. **Part #SK19900**



CALMINI SIDEKICK/TRACKER 3" BODY LIFT

Includes custom brackets, blocks, and mounting hardware. This kit can be used in combination with our 2" or 3" suspension lifts allows you to run up to 32" tires on your rig with maximum ground clearance. Kit includes detailed installation instructions. Minor welding required.

89-95 2 door Sidekick/Tracker only. **Part #SK19600 (shown)**
96-98 2 door/All 4 door Sidekick/Tracker only. **Part #SK19604**



2-INCH SIDEKICK / TRACKER LIFT

CALMINI 2" COMPLETE LIFT KIT

Every bit as tough as our 3" system. Includes a pair of tubular front control arms, front struts, rear shocks, rear coil springs, rear bump stop extensions, polyurethane pivot bushings and spring cup seats. Complete hardware and detailed installation instructions included.

89-98 2/4 door, 2/4 wd Sidekick/ Tracker
Part #SK19500



2.5-INCH GRAND VITARA / TRACKER LIFT

AWESOME OFF-ROAD PERFORMANCE!

CALMINI is known worldwide for producing the best in off road performance products for the Suzuki-built chassis. When introduced in 1999, the new Vitara/Grand Vitara world spec chassis was regarded as being difficult to modify for off-road use. We actually had customers tell us that we wouldn't be able to make it work properly in tough off road situations. Well, they were wrong again. Our 2.5" lift kit is as comprehensive as it can be, and proves that any Suzuki with a liberal dose of CALMINI, is a very effective street/off-road machine.



**THIS CONTROL ARM
IS THE REASON....**

THAT OUR KITS KICK BUTT!



- *Increased ground clearance
- *Maintains stock track width
- *Unbelievably tough!

CALMINI 1999-2004 GRAND VITARA/TRACKER/XL-7 2.5" SUSPENSION LIFT



The first and only kit of its kind. Kit features ultra high strength tubular replacement control arms and 4 heavy duty coil springs for maximum off road performance and chassis ground clearance. Heavy duty link arms included to position differential properly. Kit also includes: new ball joints, rear track bar bracket, replacement front struts, rear shocks w/boots, bump stop extensions, strut spacers, complete hardware, and polyurethane bushings at all contact points. Allows use of up to 29.5" tall tires.

99-04 Tracker/Grand Vitara **Part#SK19800**

01-03 XL-7 **Part #SK19801**

2004 XL-7 **Part #SK19804**

CALMINI does it right! We offer a system that truly improves every aspect of the vehicles off-road ability. Replacement control arms that provide lift, increased ground clearance, and most importantly maintain stock track width, is the only way to go. Longer control arms also increase wheel travel. The spring rates we designed offer greater load carrying capacity. Also, it's fully bolt-on. This is a suspension system, not just a lift kit.



ADJUSTABLE REAR LOWER CONTROL ARMS




Made from 3/16" heavy wall tubing, these arms are fully adjustable in length and super tough. We use a reverse cut hourglass bushing that allows more deflection and twist than a stock rubber bushing. Recommended for all lighter chassis such as 2 door models for dialing in pinion angles. Comes complete with bushings and sleeves. Powdercoat finish.

Fits 99-2004 Vitara/Grand Vitara/Tracker. **Part #SK19802**



CALMINI HEAVY DUTY FRONT SKID PLATE

Attaches to Truss bar and extends to stock cross member. Tough 3/16" steel plate that protects front suspension components and differential. Easy bolt-on. Must be used in conjunction with SK10035 Stabilizer/Truss. Comes in gold zinc finish complete with mounting hardware and instructions. 89-98 2 Door/4 Door Sidekick/Tracker **Part #SK10036**



CALMINI STEERING STABILIZER/TRUSS

Unique design is two parts in one. The truss cross bar acts as a frame brace and serves as a solid mount for the skid plate as well as the anchor for the much needed steering stabilizer shock. Features tabs for easy mounting of the optional skid plate. Install is fully bolt-on.

89-98 Sidekick/ Tracker 2/4 door 2wd/ 4wd **Part #SK10035**




CALMINI TRANS & BELL HOUSING SKID PLATE

Protects vital transmission area. Mounts without drilling to vehicle.

89-98 Suzuki Sidekick/Geo Tracker 2 Door model

Part #SK10047



TRANSFER CASE SKID PLATE

Protects transfer case from all types of hazards. Super heavy duty construction delivers the ultimate in protection for years of hard use. Mounts with simple hand tools and requires no drilling.


89-98 Suzuki Sidekick/Geo Tracker 2 Door model **Part #SK10046**

89-98 Suzuki Sidekick/Geo Tracker 4 Door model **Part #SK100464**

CALMINI REAR AXLE TRUSS W/SKID PLATE

Protects differential housing unit and axle tube from damage. This is a must have item for rock crawling or heavy off-road use. This will save you a big bunch of money on repairs in the long term. Tough Gold Zinc finish. No drilling required to install.

89-98 Suzuki Sidekick/Geo Tracker 2-Door/4-Door. **Part #SK10048**



SIDEKICK/TRACKER IDLER ARM GUSSET

Our bracket creates a double shear mounting support for the vulnerable idler arm assembly. When you're up against a rock, power steering can break or bend the arm. Simple bolt-on design mounts in minutes. This bracket is a must if you go off road with your Sidekick.

89-94 Sidekick 2wd/4wd **Part #SK10034**




CALMINI ANTI-SWAY BAR KIT

A CALMINI exclusive, designed and built as a tuned matched pair of front and rear bars, and not sold separately! Provides a dramatic improvement in lateral stability. Kit includes 1" front, 3/4" rear bars, complete polyurethane bushings and all attaching hardware. Minor drilling required to install. Detailed installation instructions included.

Fits stock, lifted or lowered.

89-98 Sidekick/Tracker 2wd/4wd. **Part #SK17000**



CALMINI 1999-2004 VITARA / GRAND VITARA GRILL GUARD

Offers rugged good looks with front end protection. Bolts-on without drilling. One piece heavy duty 1/4" steel construction requires no assembly. 3 crossbar design. Includes tabs for off-road or fog lights.

Black finish **Part #SK6671**

Lights not included



CALMINI 1999-2004 VITARA / GRAND VITARA WINCH MOUNT GRILL GUARD



Offers rugged good looks with front end protection. Bolts-on without drilling. One piece heavy duty 1/4" steel construction requires no assembly. 3 crossbar design. Pre-drilled mounting plate accepts most winches up to 5000 lbs. Optional fairlead plate available. Area for offroad or fog lights.

Black finish **Part #SK6670**

Winch & Lights not included.

CALMINI NURF BARS

3" tube bars offer side rocker panel protection and good looks too! Bars bolt directly to frame. Comes finished in black powder coat.

99-04 Grand Vitar/Tracker 4 door model only

Part #SK5554



CALMINI WELD-ON ROCKER SKIDS

If you are committed to driving your Sidekick/Tracker off road, these are a must have protection item. Constructed from 2 x 2 x 3/16" wall tubing with metal capped ends, these skids provide needed protection for the very flimsy and very much exposed rocker panel area below the door. So bad is the problem with rocker panel damage on this vehicle, that we've seen many rigs that could not even open the door after a rocky trip! We make this application for BODY LIFTED MODELS ONLY. Drilling is

required and welding is recommended to properly complete a sturdy installation. Sold in pairs only.

89-98 2 Door Sidekick/Tracker **Part #SK5552** Shipped in bare metal finish.



CALMINI TUBULAR ROOF RACK FOR SIDEKICK/TRACKER

Only from CALMINI, a REAL rack for the Sidekick/Tracker! Made from 1"x.095 tubing for maximum strength. Installation is a snap - requires drilling only 4 small holes. Works with soft top, or as shown with aftermarket hardtop. Allows you to carry up to 200lbs. of gear into the back country. Comes with complete hardware & instructions. Black powder coat finish. 89-98 Sidekick/Vitar 2 door only. **Part #SK3802**

CALMINI TUBULAR ROOF RACK FOR GRAND VITARA/TRACKER

Only from CALMINI, a REAL rack for the Grand Vitar/Tracker! Made from 1"x.095 tubing for maximum strength. Installation is a snap - it replaces the factory rack without drilling. Allows you to carry up to 200lbs. of gear into the back country. Comes with complete hardware & instructions. Black powder coat finish.

99-2004 Grand Vitar/Tracker **Part #SK3804**



CLASS-1 HITCH

Bolts quickly and easily to frame and allows your Sidekick or Tracker to tow up to 2,000 lbs. gross towing weight. Tow ball required.

89-95 Suzuki Sidekick/Geo Tracker 2-Door/4-Door **Part #SK24022**

99-04 Grand Vitar/Tracker **Part #SK24673**



HEAVY DUTY TOW BAR

Slick complete bolt-on mounting makes towing your Sidekick/Tracker behind your truck or RV a snap! A-frame is removable when not in use. Hardware and mounting instructions included.

89-94 Sidekick/Tracker **Part #SK9152**



SUZUKI SIDEKICK/GEO TRACKER HARDTOP

Quality Two piece removable hardtop for your 2-Door convertible model. Features state of the art design. Sharp distinct lines, patented dual-locking system, tinted side windows, and insulated lined interior are all standard equipment. Optional sliding side windows, and custom paint finish available. Complete mounting hardware and installation instructions included. No drilling required to install. Standard finishes: Gloss Black or Gloss White. 1 year warranty.

89-98 Suzuki Sidekick/Geo Tracker 2-Door model

Black **Part #SK78250-01**

White **Part #SK78250-02**

Sliding side windows **Part #SK78256**

99-04 Vitar / Tracker Black **Part #SK78500-01**

White **Part #SK78500-02**



BIKINI TOP

Protects you from the elements while allowing that "open air" feeling. Simple strap-on design.

89-98 Suzuki Sidekick/Geo Tracker 2-Door convertible.

89-94 Black **Part #SK78400-01**

89-94 White **Part #SK78400-02**

95-98 Black **Part #SK78401-01**

95-98 White **Part #SK78401-02**



CALMINI REPLACEMENT SOFT TOP

Replaces factory original soft top. Meets or exceeds original top on all points.

High quality cotton vinyl is designed to last.

89-98 Suzuki Sidekick/Geo Tracker 2-Door convertible.

Black **Part #SK78300-01**

White **Part #SK78300-02**

Lt. Gray **Part #SK78300-09**



CALMINI CARPET KIT

Super fitting carpet features complete floor coverage including vehicle wheel wells. Comes complete with heel pad and installation instructions. Fits 89-98 Sidekick/Tracker 2 door only.

Black **Part #SK1055**

Gray **Part #SK1056**



CALMINI INTERIOR BAR

Constructed of 1 1/2"x.120 wall tubing. Designed to maximize appearance on or off the road. 89-95 Suzuki Sidekick/Geo Tracker 2-Door model only. Comes unassembled with gussets and hardware.

Welding required

Part #SK9141 Rear Bar Kit

Part #SK9149 Full Bar Kit



CORBEAU SPORT SEAT

Dollar for dollar the most comfortable seat available. Features include Keiper mechanism, adjustable head rests, excellent side and torso bolster, and a wide variety of colors. Custom fit mounting brackets install with simple hand tools, and require no drilling. A phenomenal increase in comfort over stock seating. Adds over 4" of leg room to passenger seating. Kit includes: L & R seats, L & R mounting brackets, hardware & instructions. Lumbar support optional.

L & R, All Black **Part #SS30031 pair**

Optional Lumbar Support Bladder **Part #SS20004 ea.**



Suzuki Performance
Order Toll Free 800-345-3305

Suzuki Performance
Order Toll Free 800-345-3305



CALMINI T-SHIRT

Everyone looks great in our 100% cotton shirt.
MEDIUM **Part #U2810**
LARGE **Part #U2810L**
X-LARGE **Part #U2810XL**
XX-LARGE **Part #U2810XXL**



CALMINI HOODED SWEATSHIRT

Everyone looks great in our Hoody with the CALMINI Logo. Great gift!
Large **Part #U2820L**
X-Large **Part #U2820XL**
XX-Large **Part #U2820XXL**

CALMINI LID

Everyone looks great in our CALMINI Lids with Logo.
One size fits all **Part #U2809**



CALMINI TIRE COVER

Black cover with CALMINI logo in bold white lettering.
Fits up to 31" tires.
Part #SSLTC001



CALMINI WINDSHIELD DIE CUT DECAL

They look trick! be a part of the team. Available in: WHITE
Part #U2802

ORDER FORM

PHONE ORDER: 1-800-345-3305
TECH INFO: 1-661-398-9500

ORDER TAKEN BY:

NAME: _____
STREET ADDRESS: _____ APT. _____
CITY: _____ STATE: _____ ZIP _____
PHONE # DAY () _____ EVE () _____
VEHICLE TYPE: _____ SAMURAI ☐ 2 DOOR ☐
YEAR OF VEHICLE: _____ PRODUCTION DATE _____ SIDEKICK ☐ 4 DOOR ☐
ENGINE SIZE: _____ TRACKER ☐ 2 WHEEL DRIVE ☐
MANUAL ☐ AUTOMATIC ☐ 4 WHEEL DRIVE ☐

SPECIAL OR ADDITIONAL INFORMATION: _____

QUANTITY	CATALOG PART NUMBER	PAGE	DESCRIPTION OF ITEMS	UNIT PRICE	TOTAL AMOUNT

SORRY NO C.O.D's
PAYMENT ENCLOSED IS:

☐ VISA CARD
☐ MASTER CARD
☐ DISCOVER CARD
☐ CASHIERS CHECK
☐ MONEY ORDER

PRICES DO NOT INCLUDE FREIGHT
CALL FOR SHIPPING QUOTE

CHECK # _____
MONEY ORDER # _____
EXP. DATE _____
CARD # _____
CID # _____

SUB TOTAL FOR MERCHANDISE _____
SHIPPING _____
* TAX _____
GRAND TOTAL _____

FAX YOUR ORDER: 1-661-398-9555 SORRY, NO AIR SHIPMENTS BY FAX

Apparel / Miscellaneous

ORDER FORM

NOTES

TERMS & CONDITIONS

BUSINESS HOURS: 8:00 AM to 5:00 PM Pacific Time, Monday - Friday. We are closed weekends and holidays.

ORDERING INFORMATION (PLEASE READ BEFORE ORDERING):

Order may be made by mail or phone. Please include part numbers, descriptions, year, make and model of the vehicle to be out-fitted.

Our Sales Department phone number is:

800.345.3305

TECH INFO: 661.398.9500

24 hour fax order line:

661.395.9555

---- PAYMENTS AND SHIPPING ----

UPS is normally the quickest and cheapest method of shipment. Please make sure we have your correct street address (not P.O. Box) and zip code to eliminate delays and returned merchandise. UPS delivery covers the continental U.S. and parts of Alaska and Hawaii as well as many international destinations. Orders to be shipped outside of the continental U.S. must be paid for in full prior to merchandise shipping. If your order is too large or too heavy to meet normal requirements or limitations, we will ship it to you via the best way we deem possible. Please do not send currency or stamps. The best and quickest way to receive your parts is to send a Post Office money order, bank draft, certified check or over the phone with a Visa, MasterCard, or Discover card with current expiration date. Your mail carrier will buy you a Post Office money order if you live on a rural route. California residents, please add 7.25% sales tax to all orders.

---- CORRECT ADDRESS ----

To get your parts as quickly as possible, include your correct street and number, apartment, trailer, or building number as required, city, state and zip code. If it is necessary to ship to a P.O. Box, UPS will typically not be available and this will hold up delivery (see above).

---- CLAIMS ----

Damaged or lost goods are the sole responsibility of the carrier. Title of merchandise passes to customer on delivery to common carrier. Claims should be filed with delivery carrier upon delivery.

---- WARRANTY ----

CALMINI PRODUCTS, INC. guarantees that all of its products are of the finest quality and free from manufacturing defects. Any product that we feel has been manufactured incorrectly or is of a defective nature will be repaired or replaced at our discretion. ALL WARRANTIES ARE VOID IF PRODUCT IS SUBJECT TO ABUSE, CRASH DAMAGE, OR IMPROPER INSTALLATION. All parts not manufactured by CALMINI PRODUCTS, INC. are subject to manufacturer's warranty.

---- RETURNS ----

We cannot accept any returned goods without prior approval and a returned goods authorization number (RGA). There will be a 20% restocking fee charge on any returned items that are not defective or shipped in error. We are not in the parts rental business! If you are dissatisfied with ANY CALMINI product you receive, we will work very hard to make you happy! ALL RETURNS MUST BE SENT FREIGHT PRE-PAID. ALL SALES ARE NON-REFUNDABLE AFTER 30 DAYS.

---- BACKORDERS ----

All backorders are held until product is available. If you do not wish any back orders, please notify our salesperson at the time of ordering.

---- PARTS AVAILABILITY ----

Many of the parts listed in this catalog are manufactured in our specialized shop. A few of the parts are made in small quantity due to limited sales of specialized high performance parts. Sometimes we miss our projected forecast and run out of a certain part. Other parts that we distribute are manufactured in large factories. These larger manufacturers often guess wrong too. Supplying a large range of specialized parts is not an easy thing to do. If these parts were readily available you could pick them up at a local parts outlet. They aren't and you can't! So please bear with us, and we will work hard to supply you with High-Quality, hard-to-get parts.

---- FOREIGN ORDERS ----

All foreign orders must be paid for in FULL in U.S. funds. Freight and shipping dates to be obtained via FAX, telephone, mail, or through our online sales staff. If you have any questions or would like a freight quote, please email the sales office directly at sales@calmini.com.

---- PRINTING ERRORS ----

Although every effort has been made to proof-read all copy prior to printing, we do not accept responsibility for any typographical errors whether in pricing or content.

See you on the trail!

The CALMINI Staff

CALMINI PRODUCTS



CALMINI PRODUCTS

6951 McDivitt Drive
Bakersfield, CA 93313 USA
800-345-3305 • Fax 661-398-9555
E-mail - sales@calmini.com

MEMBER www.puresuzuki.com

DISTRIBUTED BY

